These Drawings Are Submitted for Material Order

Preliminary Drawings

Note: These drawings are preliminary. Minor changes in beam placement, size & design may be required for structural reasons. Architect and Contractor to verify ALL dimension.

General Notes:

Timbers to be SYP Glulam 24F-1.8E or Higher
One coat of stain, oil or urethane to be shop applied on all sides.
All Bolts to be 3/4" zinc coated Grade A307.
All Steel to be 1/4" A36 and to be shop primed flat black.
All Steel Cast into Concrete BY OTHERS.

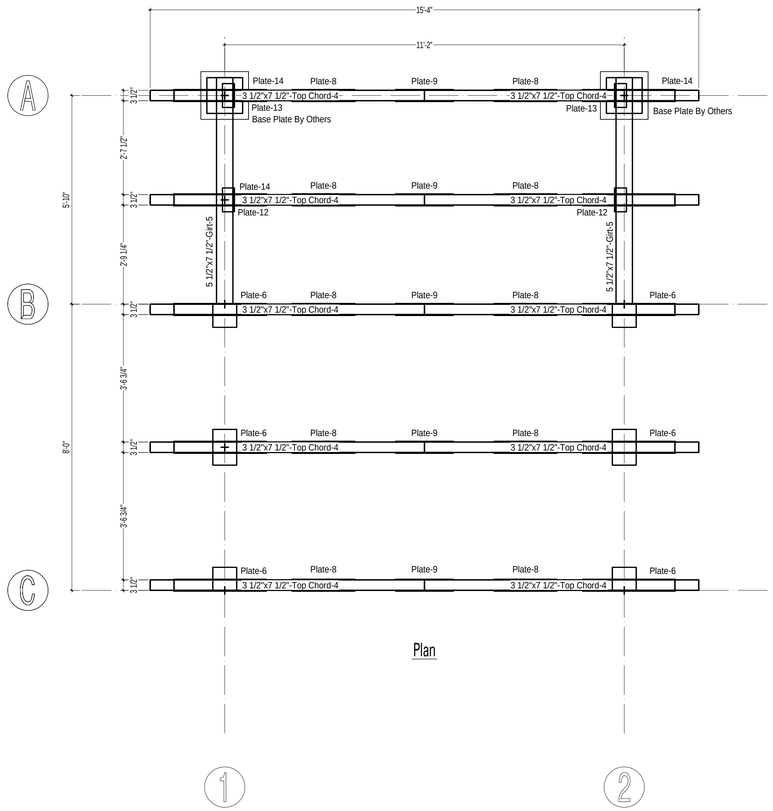

Plan

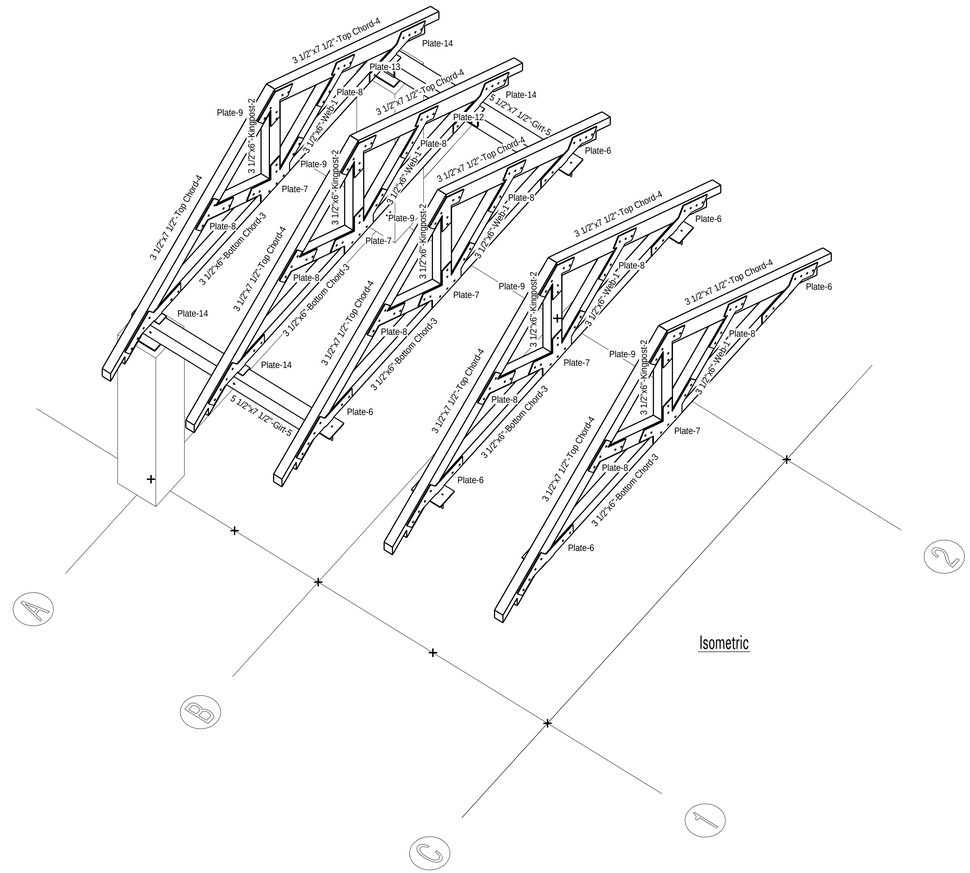

Isometric

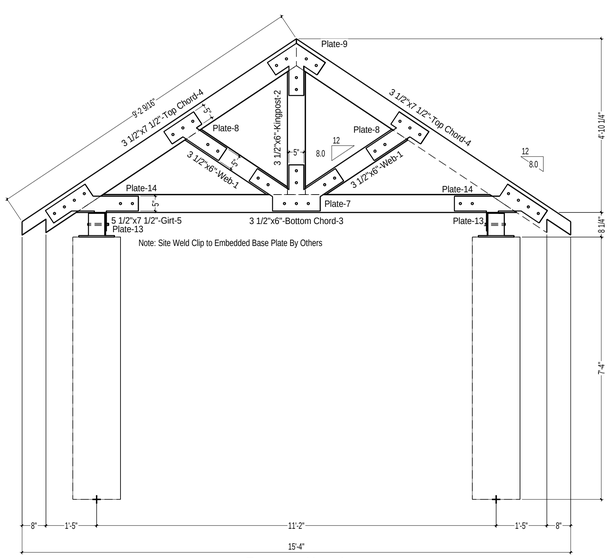

Trusses at Lines A

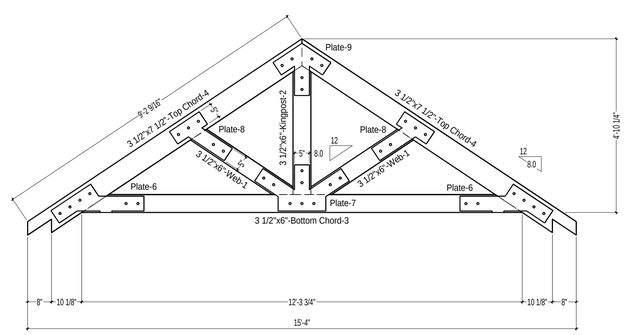

Truss at Lines C-B

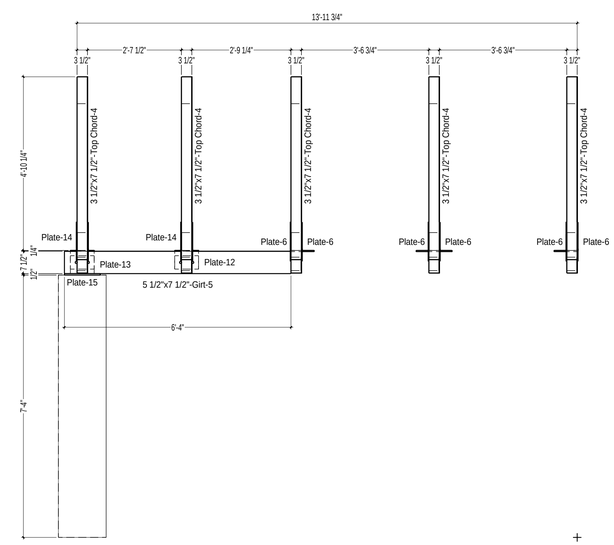

Side Elevation

VERMONT TIMBER WORKS INCORPORATED
36 Fairbanks Road
North Springfield, Vermont
802.886.1917 • 802.886.6188 fax
www.vermonttimberworks.com

THE ENGINEERING ADVICE, OPINIONS, AND RECOMMENDATIONS IN THIS DRAWING ARE THOSE OF THE LICENSED PROFESSIONAL ENGINEER WHOSE STAMP APPEARS HEREIN, AND NOT THOSE OF VERMONT TIMBER WORKS, INC.

Framing Plan
Bent Profile
Perspective

Project: Mammoth Cave Lantern Tour Storage Building
GluLam Frame
Mammoth Cave, KY

Drawn By: DF
Checked By: XX
Scale: 1/2" = 1'-0"
Date: 5/14/10
Plot Date: 08-04-10

REVISIONS	BY	CHECKED BY
xx/xx/xx	XX	XX

SHEET
F-1

COPYRIGHT VERMONT TIMBER WORKS, INC.
THIS DRAWING MAY BE UTILIZED ONLY FOR THE WORK SHOWN HEREIN AT THE SITE SPECIFIED. ANY OTHER USE OF THIS DRAWING INCLUDING, WITHOUT LIMITATION, ANY REPRODUCTION OR ALTERATION OF THIS ARCHITECTURAL WORK WITHOUT THE PRIOR WRITTEN APPROVAL OF VERMONT TIMBER WORKS, INC. IS A VIOLATION OF LAW AND PROHIBITED.