


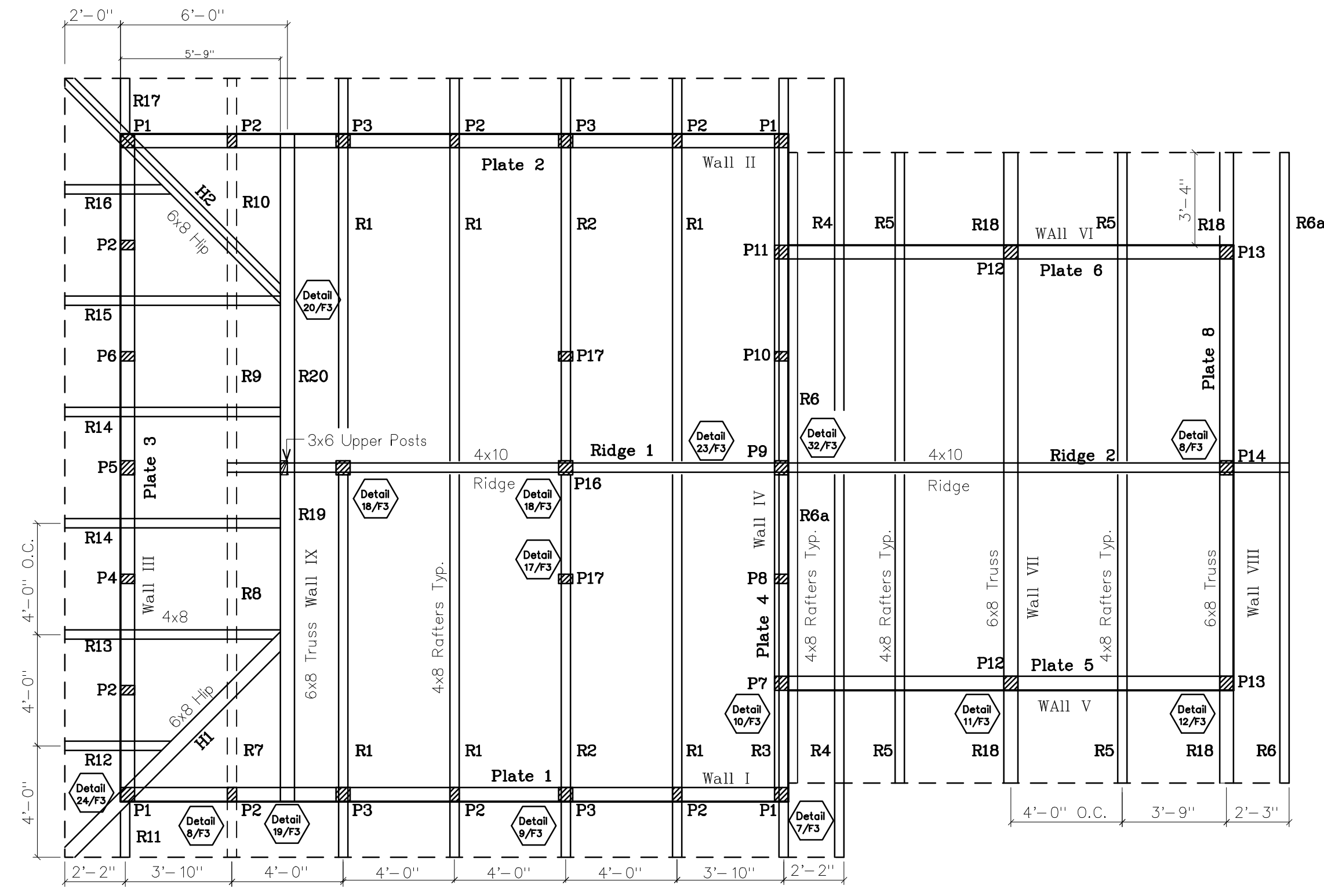
REVISIONS	BY
11/8/00	
12/27/00	
1/3/01	
1/11/01	



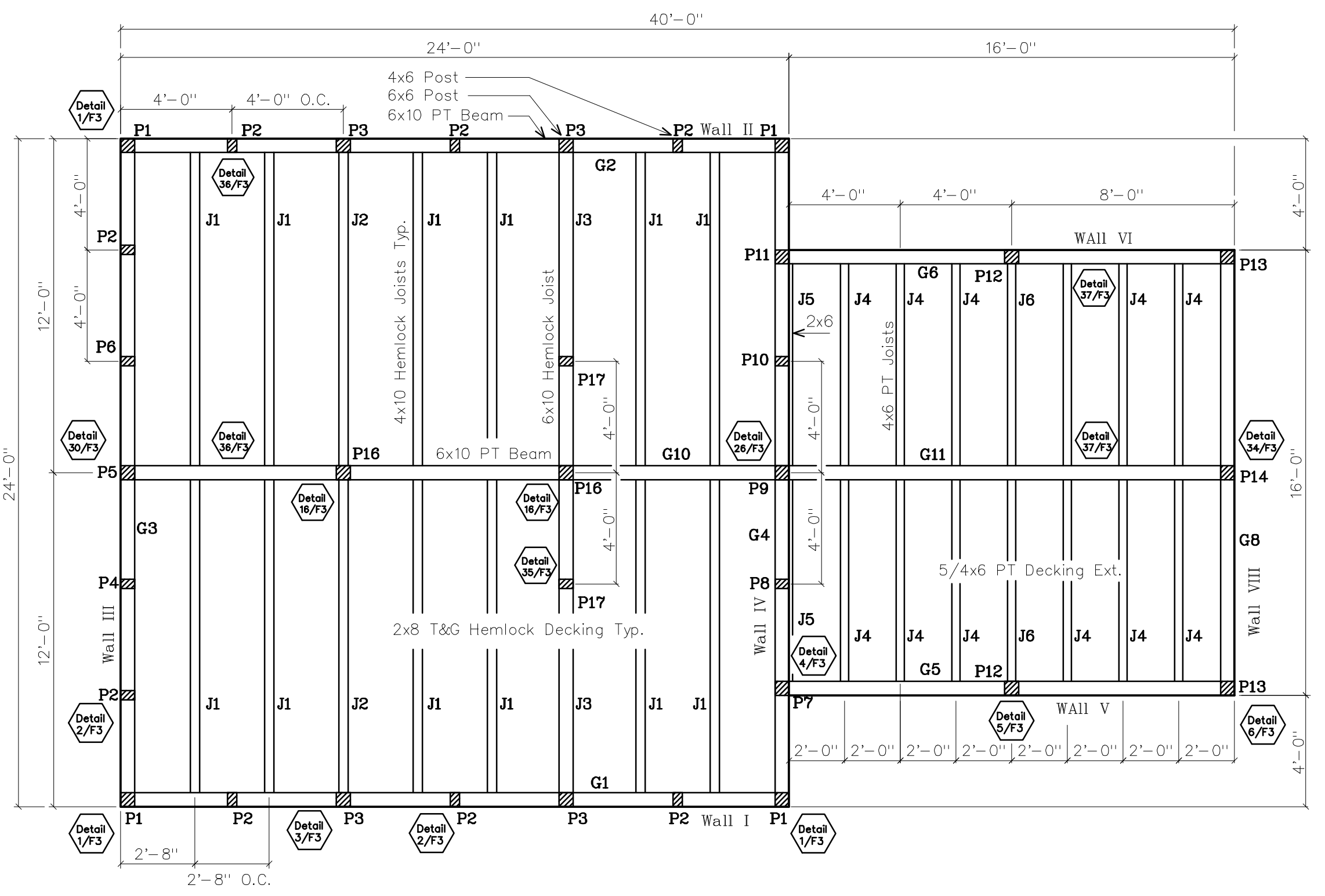
SHOP DRAWINGS
 Floor Plan
 Roof Plan
 Perspectives

PROJECT: FRESH AIR FUND
 CAMPER CABINS
 Fishkill, New York

DRAWN : D.F.	CHECKED :
DATE : 9/26/00	
SCALE : 1/4"=1'-0"	
JOB NO. :	
SHEET	
F-1	
OF	SHEETS



ROOF FRAMING



FLOOR FRAMING

PARTS PER CABIN:

Posts:	Girts:	Joists:	Rafters:
4 - P1	1 - G1	12 - J1	6 - R1
4 - P2	1 - G2	2 - J2	2 - R2
4 - P3	1 - G3	2 - J3 (6x10)	2 - R3
1 - P4	1 - G4	12 - J4	2 - R4
1 - P5	1 - G5	2 - J5 (2x6)	4 - R5
1 - P6	1 - G6	2 - J6	2 - R6
1 - P7	1 - G8		2 - R6a
1 - P8	1 - G10	Hips:	1 - R7
1 - P9	1 - G11	1 - H1	1 - R8
1 - P10		1 - H2	1 - R9
1 - P11	Plates:		1 - R10
2 - P12	1 - Plate 1	Ridges:	1 - R11
1 - P14	1 - Plate 2	1 - Ridge 1	1 - R12
2 - P16	1 - Plate 3	1 - Ridge 2	1 - R13
2 - P17	1 - Plate 4		2 - R14
2 - P18 (Wall VII & VIII)	1 - Plate 5	Nailers:	1 - R15
1 - P19 (Wall IX)	1 - Plate 6	24 - N1	1 - R16
1 - P20 (Wall IX)		30 - N2	1 - R17
2 - P21 (Wall IV)	Ties:	6 - N3	4 - R18
2 - P22 (Wall IV)	1 - T1 (Wall VIII)	6 - N4	
1 - P23 (Wall IV)	1 - T2 (Wall VII)		
	1 - T3 (Wall IX)		
	1 - T4 (Wall IX)		

