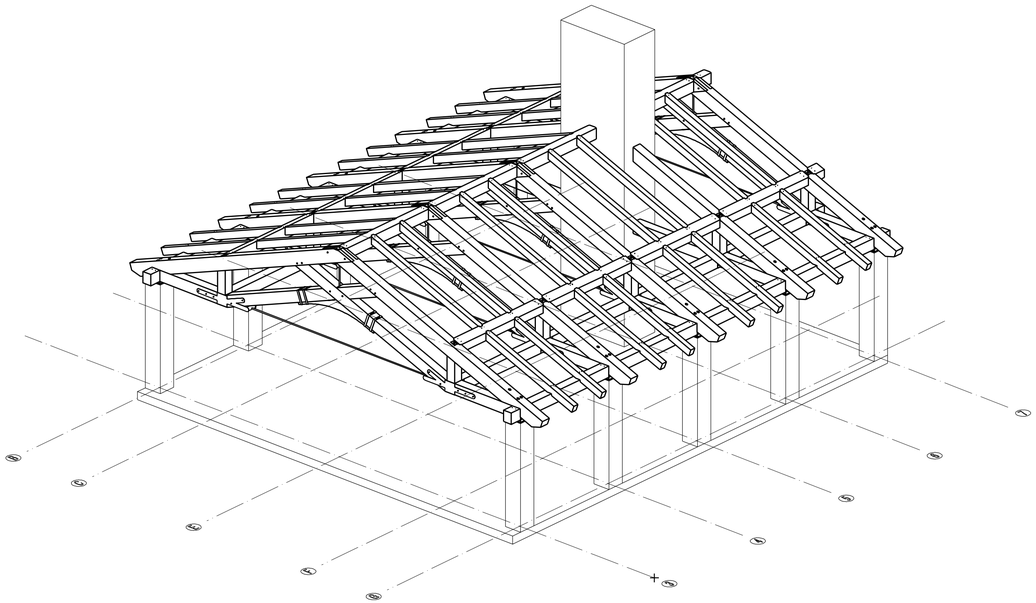

iB° 3D file name : V3 KD Second Dwelling 3d.3d Customer:
3D output date: Mon Feb 26 2018 - 10:22:56 Project number:
Date: 02-26-2018
Customer:
Project name: Second Dwelling
Customer:
Project number:

No.	PL	Name	Material	Quantity	Real width inch	Real height inch	Real Length inch
1		Plug	Oak	16	3/4"	3/4"	1"
2		Peg	Oak	24	1"	1"	9 1/4"
3		2" Screw	Steel	64	1/8"	1/8"	2"
4		7" Log Hog	Steel	80	1/4"	1/4"	7"
5		9" Log Hog	Steel	122	1/4"	1/4"	9"
6		Plate	Steel	4	1/4"	11"	1'-10 1/2"
7		Plate	Steel	16	1/4"	1'-2 15/16"	5'-2"
8		Lag	Steel	72	1/2"	1/2"	3"
9		Bolt	Steel	40	5/8"	5/8"	1 3/4"
10		Bolt	Steel	44	3/4"	3/4"	10 3/4"
11		Bolt	Steel	8	1"	1"	10 1/4"
12		Rod	Steel	20	1"	1"	1'-6 13/16"
13		All thread	Steel	10	1"	1"	1'-11 5/16"
14		Rod	Steel	10	1"	1"	4'-0 1/2"
15		Rod	Steel	4	1"	1"	4'-2 1/4"
16		Rod	Steel	4	1"	1"	18'-4"
17		Plate	Steel	36	3"	1/4"	11"
18		Pipe Steel / Pipe35TD		8	3 1/2"	3 1/2"	9 1/4"
19		Plate	Steel	10	4"	3/8"	4"
20		Plate	Steel	4	4"	3/8"	6"
21	Shear	Plate	Steel	80	4"	4"	1/2"
22		Plate	Steel	8	6"	3/8"	2 1/8"
23	Bent	Strap	Steel	16	9 3/4"	1'-1 3/4"	2"
24		Plate	Steel	2	1'-8 3/4"	1/4"	11 5/8"
25		Plate	Steel	2	1'-3 3/4"	1/4"	9 3/4"
26		Plate	Steel	6	1'-3 3/4"	1/4"	11 5/8"
27		Plate	Steel	10	1'-4"	3/8"	1'-4"
28		Plug	Oak	10	2 1/4"	2 1/4"	3/4"

iB° 3D file name : V3 KD Second Dwelling 3d.3d Customer:
3D output date: Fri Feb 23 2018 - 09:47:06 Project number:
Date: 02-23-2018
Customer:
Project name: Second Dwelling
Customer:
Project number:

No.	PL	Name	Material	Quantity	List width inch	List height inch	List Length inch	Real Length inch	Remark
100		Rafter	KD Douglas Fir FOHC	16	6"	8"	10'-0"	9'-5 7/8"	
101		Rafter	KD Douglas Fir FOHC	16	6"	8"	12'-0"	11'-9 15/16"	
102		Web	KD Douglas Fir FOHC	10	10"	10"	3'-0"	2'-2 3/16"	
103		Connector	KD Douglas Fir FOHC	2	10"	1'-0"	1'-0"	11 3/4"	
104		Connector	KD Douglas Fir FOHC	2	10"	1'-0"	2'-0"	1'-0 1/4"	Side cut one end.
105		Connector	KD Douglas Fir FOHC	2	10"	1'-0"	2'-0"	1'-0 1/4"	Side cut one end.
106		Purlin	KD Douglas Fir FOHC	1	10"	1'-0"	2'-0"	1'-1 1/2"	
107		Purlin	KD Douglas Fir FOHC	1	10"	1'-0"	2'-0"	1'-1 1/2"	
108		Ridge	KD Douglas Fir FOHC	1	10"	1'-0"	2'-0"	1'-3 1/2"	
109	Bottom	Chord	KD Douglas Fir FOHC	8	10"	1'-0"	8'-0"	7'-4"	
110		Ridge	KD Douglas Fir FOHC	1	10"	1'-0"	8'-0"	7'-11 1/8"	Side cut one end.
111		Ridge	KD Douglas Fir FOHC	1	10"	1'-0"	10'-0"	8'-7 1/8"	Side cut one end.
112		Connector	KD Douglas Fir FOHC	8	10"	1'-0"	10'-0"	9'-1"	
113	Rafter	Plate	KD Douglas Fir FOHC	8	10"	1'-0"	10'-0"	9'-2"	
114		Ridge	KD Douglas Fir FOHC	1	10"	1'-0"	10'-0"	9'-4 1/2"	
115		Purlin	KD Douglas Fir FOHC	8	10"	1'-0"	10'-0"	9'-4 1/2"	
116		Ridge	KD Douglas Fir FOHC	1	10"	1'-0"	10'-0"	9'-4 1/2"	
117	Bottom	Chord	KD Douglas Fir FOHC	2	10"	1'-0"	16'-0"	15'-10 3/4"	Side cut one end.
118	Bottom	Chord	KD Douglas Fir FOHC	8	10"	1'-0"	18'-0"	16'-5 9/16"	
119		Top Chord	KD Douglas Fir FOHC	2	10"	1'-2"	20'-0"	19'-4 5/16"	Side cut one end.
120		Top Chord	KD Douglas Fir FOHC	1	10"	1'-2"	24'-0"	23'-3 1/2"	
121		Top Chord	KD Douglas Fir FOHC	1	10"	1'-2"	24'-0"	23'-3 1/2"	
122		Top Chord	KD Douglas Fir FOHC	3	10"	1'-2"	24'-0"	23'-3 1/2"	
123		Top Chord	KD Douglas Fir FOHC	3	10"	1'-2"	24'-0"	23'-3 1/2"	
124		Arch	KD Douglas Fir FOHC	6	10"	1'-10"	8'-0"	7'-6 13/16"	

Note:

Final field-fitting and trimming may be required on-site.

Note: (Revision 02-12-18)

This drawing set includes the timber revisions required for change from S4S Timbers to KD S4S Timbers. Timber sizing went from 1/2" under to 3/4" under the sizes labelled on these prints.

KD S4S Timbers

KD S4S Timbers (surfaced four sides) are 3/4" under the sizes listed on these prints. A timber listed as 8x12 will measure 7 1/4"x11 1/4"

General Notes:

Timbers to be Douglas Fir #1 & Better S4S; KD; FOHC
Pegs to be 1" Birch
All plugs to be Oak.
All edges to have 1/2" chamfer
One coat of stain, oil or urethane to be shop applied on all sides.
All Bolts to be zinc coated Grade A307.
All Steel to be A36 and to be Galvanized & Powder Coated.
Timber is a natural product. Checking is normal and to be expected.

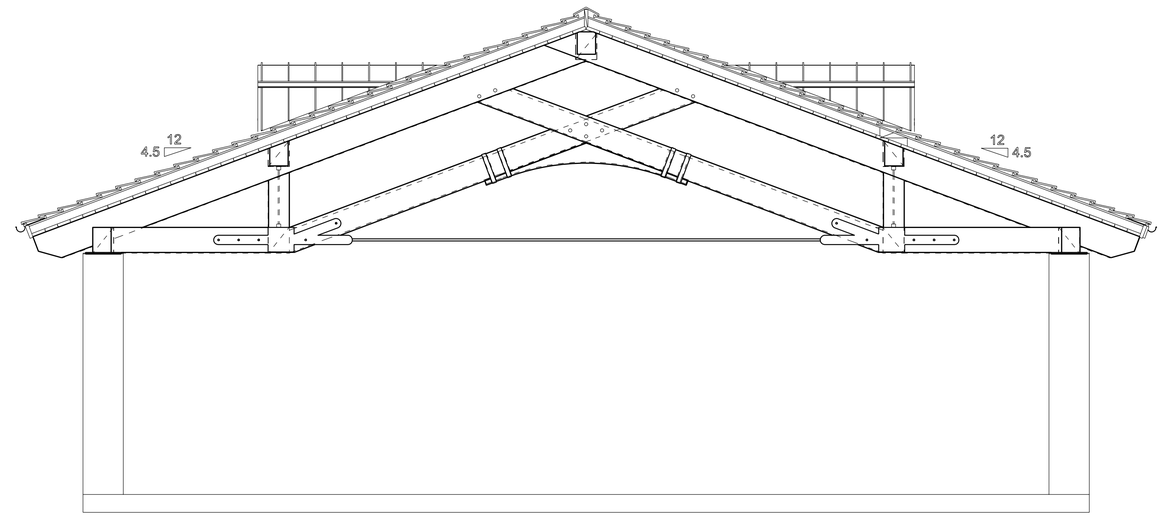

Superimposed Truss Elevation

Scale 3/8"=1'-0"

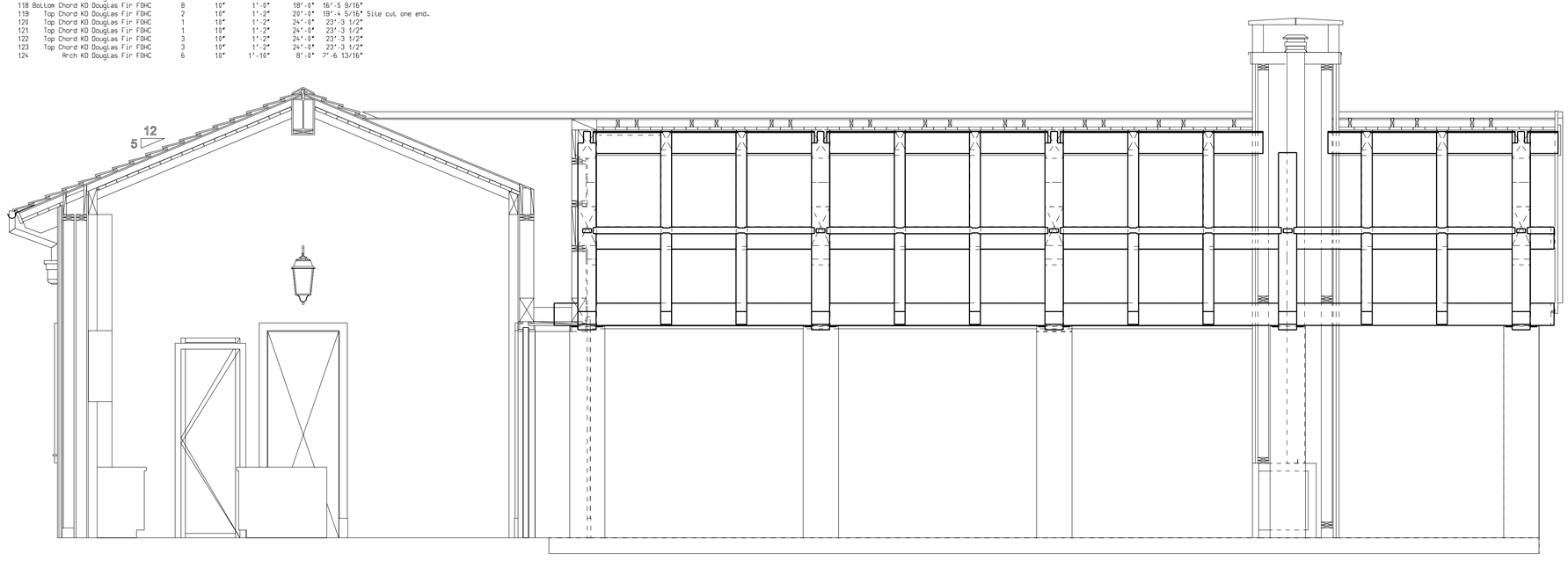

Superimposed Truss Elevation

Scale 3/8"=1'-0"

VERMONT TIMBER WORKS INCORPORATED
16 Fairbanks Road
North Springfield, Vermont
802.886.1917 - 802.886.6188 fax
www.vermonttimberworks.com

THE ENGINEERING ADVICE, OPINIONS, AND RECOMMENDATIONS IN THIS DRAWING ARE THOSE OF THE LICENSED PROFESSIONAL ENGINEER WHOSE STAMP APPEARS HEREIN, AND NOT THOSE OF VERMONT TIMBER WORKS, INC.

Isometric
Elevations

Project: Second Dwelling
Timber Frame
Rancho Santa Fe, CA

Drawn By: df
Checked By:
Scale:
Date: 02-23-18
Plot Date: 09-04-19

REVISIONS	BY	CHECKED BY

SHEET
F-1

COPYRIGHT VERMONT TIMBER WORKS, INC. THIS DRAWING MAY BE UTILIZED ONLY BY VTW FOR THE WORK SHOWN HEREIN AT THE SITE SPECIFIED. ANY OTHER USE OF THIS DRAWING INCLUDING, WITHOUT LIMITATION, ANY REPRODUCTION OR ALTERATION OF THIS ARCHITECTURAL WORK WITHOUT THE PRIOR WRITTEN APPROVAL OF VERMONT TIMBER WORKS, INC. IS A VIOLATION OF LAW AND PROHIBITED.